

Getting Ready: Spring 2024 at the Osher Institute

presented by
Laurie Hesser
Associate Director, Osher Institute at W&M

Ann Covington & Phoebe Williams
Administrative Coordinators, Osher Institute at W&M

with **Anna Moshier**
CampusCE and former Director, OLI at Univ. of Delaware



via Zoom!
January 2, 2 pm
January 3, 10 am

Today's Agenda

Once the meeting begins, please mute your mic and turn off your camera.

If you have a question during the presentation, type it in the "Chat" window. We'll be monitoring chat throughout the meeting.

I. Navigate the New Website

learnatosher.wm.edu

II. Create an Account

(first-time users only – once and done!)

III. Register

Sign In

Add Membership to Cart

Select Courses

Check out

IV. Prioritize Your Course Choices

(early registration only)

V. Tips for a Successful Semester

Handouts, Notes, Reminders, Zoom

Course Evaluations

Class Locations & Parking

VI. Wrap Up

Parking Permits

Deadlines & Dates


VII. Registration Tips & Tools

← Adjour



1693

- I. Navigate the New Website**
- II. Create an Account (first-time users only)
- III. Register
- IV. Prioritize Your Course Choices
- V. Tips for a Successful Semester
- VI. Wrap Up
- VII. Registration Tips & Tools



Welcome to the New Site

learnatosher.wm.edu

- All navigation is visible from the home page
- Bookmark the page for easy recall

What about wm.edu/osher?

- wm.edu/osher remains valid; it redirects to a general landing page within the W&M School of Ed website

And the Osher email address?

- No change - osher@wm.edu is still our email address and best way to contact us

The screenshot shows the homepage of the Osher Lifelong Learning Institute website. The browser's address bar is highlighted with a red box around the domain 'learnatosher.wm.edu'. A blue star icon in the top right corner of the browser indicates a bookmark. The website header includes the Osher Lifelong Learning Institute logo and the William & Mary logo. The main content area features a large photograph of a brick building with the text 'Osher Lifelong Learning Institute' overlaid. Below the photo is a navigation bar with links for Contact, Sign In, Cart, Account, Home, and Search. A central message reads 'Welcome to Spring 2024' with a 'CREATE MY ACCOUNT' button. At the bottom, there are four columns of content: 'GET STARTED' (Register, View Catalog PDF, Buy a Parking Permit, Catalog Updates, How to Register, Class Selection Worksheet), 'COURSES' (By Subject Area, By Location, Zoom, New, All, View All, Advanced Search), 'RESOURCES' (Locations & Parking, Campus Map, Course Notes, Calendar, Scholarships, Policies & Forms), and 'CONNECT' (About, Give, Volunteer, Teach, Advertise, Contact).

Click to bookmark the site

Main Content

All site content is clickable from this (home) page

Content is organized into 4 categories:

Get Started

- Registration tasks and tools

Courses

- View classes

(by a variety of parameters)

- Select classes

(after signing in and adding membership to your cart)

- Organized by date within subcategory

Resources

- Information, map, class notes, forms, etc.

Connect

- Learn more, reach out, support, get involved

Footer



GET STARTED

Register

Buy a Parking Permit

View Catalog PDF

Catalog Updates

Registration Tips

Class Selection Worksheet



COURSES

by Subject Area

All

New

Zoom

Advanced Search



RESOURCES

Locations & Parking

Campus Map

Course Notes

Calendar

Scholarships

Policies & Forms



CONNECT

About

Give

Volunteer

Teach

Advertise

Contact



WILLIAM & MARY

CHARTERED 1693

Osher Lifelong Learning Institute at William & Mary

5330 Discovery Park Blvd., Williamsburg, VA 23188

wm.edu/osher • osher@wm.edu • (757) 221-1506

Office hours: Monday-Friday, 8 a.m. – 5 p.m.

Site URL
learnatosher.wm.edu

learnatosher.wm.edu/learn/category/category.aspx



Advanced Search

Home

Click to return to this page ("home page")

"Quick Click"

- Contact
- Sign In
- Account
- Home
- Search

Contact Sign In Cart Account Home Search

Main Content

- Get Started
Registration tools & tasks
- Courses
View & select
- Resources
Info, map, forms, class notes, etc.
- Connect
Learn more, reach out, support, get involved

Welcome to Spring 2024

Cool days will soon turn warm, beckoning tulips, redbuds, and dogwoods to rise and shine - heralding a new season of life and learning

Come, experience Springtime at Osher


CREATE MY ACCOUNT

New User Account Setup



Fast Scroll to Top of Page

- I. **Navigate the New Website**
- II. **Create an Account** (first-time users only)
- III. Register
- IV. Prioritize Your Course Choices
- V. Tips for a Successful Semester
- VI. Wrap Up
- VII. Registration Tips & Tools



Step 1

Click to Create Your User Account

- **New users must set up an account to register for courses** (we're all new users this semester)
- **Once and done**
 - Once you have an account, you will use this same login each semester

The screenshot shows the homepage of the Osher Lifelong Learning Institute. At the top, there are logos for Osher Lifelong Learning Institute and William & Mary. Below the logos is a large banner image of a brick building with the text "Osher Lifelong Learning Institute" overlaid. A navigation bar contains links for Contact, Sign In, Cart, Account, Home, and Search. The main content area features a "Welcome to Spring 2024" heading, followed by a paragraph of text and a sub-heading "Come, experience Springtime at Osher". A red box highlights the "CREATE MY ACCOUNT" button, and a red arrow points from the text on the left to this button. Below the button are four image-based navigation tiles: "GET STARTED", "COURSES", "RESOURCES", and "CONNECT". A "TOP" button is visible in the bottom right corner.

Step 2

Choose a User Name and Password

- A** Choose a user name
- B** Choose a password and retype it
- C** Specify your email* and retype it

***Tip:**

You and your spouse/partner can use the same email address, but you must create separate accounts – each with a unique user name

Make a note of your user name and password

- D** Click "Create Account"

The screenshot shows the 'Sign In / Create an Account' page. At the top, there are navigation links: Contact, Sign In, Cart, Account, Home, and Search. The main heading is 'Sign In / Create an Account'. Below it, there are sections for 'Already have an account?' and 'First-time user?'. A red arrow points from the 'Choose a user name' instruction to the 'Sign In to Existing Account' form. A green arrow points from the 'Rules for creating your user name and password' text to a grey box containing the rules. A red box highlights the 'Create New Account' form, with letters A, B, C, and D marking the Username, Password, Email, and Create Account button fields respectively.

Contact Sign In Cart Account Home Search

Sign In / Create an Account

Already have an account?
Great! You'll need to sign in below to register for courses, prioritize your class selections, and add or change classes.

First-time user?
Welcome! Let's create your account so you can get started. Here's how:

- 1. Choose a user name**
 - At least 6 characters
 - Any combination of letters and number
 - Not case sensitive
- 2. Choose a password**
 - At least 6 characters
 - Any combination of upper- and lower case letters, numbers, and special characters: !@#%&*~+<>?/\
 - Password is case sensitive; you must enter it exactly the same each time
- 3. Specify your email address**
 - **Note:** You and your spouse/partner may use the same email address. But you each must have a separate member account (i.e., a unique user name/password)
- 4. TIP:** Make a note of your user name and password. You'll need it to register, review your course selections, rank your courses for the lottery, and more.

Sign In to Existing Account

Username:

Password:

Sign In

[Find My Username](#)
[Reset My Password](#)

Create New Account

Username: **A**
maryjanekelly

Password: **B**
M@rylane123

Retype password: **B**
M@rylane123

Email: **C**
maryjanek1901@gmail.com

Retype email:
maryjanek1901@gmail.com

Create Account **D**

Rules for creating your user name and password

Step 3

Complete Your Member Profile

- Required fields are marked with an asterisk (*)

- Prefer the Course Catalog by Mail?
(be sure to check the box)

- Click Submit to Finish Your Profile

My Information

Enter your contact information and click Submit.
Required fields are indicated by an asterisk (*)

Title:

* First name:

Initial:

* Last name:

* Address 1:

Address 2:

----- Intentional break in display of the form's fields for demonstration purposes -----

* Highest Level of Education:

Are you a US Military member (active or retired)? * Please check the box if you are a William & Mary alumnus

Check this box if you prefer the catalog via U.S. mail rather than email.

Welcome

Now that you have
an account...

...you're ready
to **register**

...**prioritize** classes
for the early reg lottery

...**view** your class choices
(and your class schedule)

...**update** your
email or mailing address

... **buy** a parking permit


...**reset** your password

...and more!

The screenshot shows the Osher Lifelong Learning Institute website. At the top left, there are logos for the Osher Lifelong Learning Institute and William & Mary. The main header features a large image of a brick building with the text "Osher Lifelong Learning Institute" and a personalized greeting "Welcome, Mary Jane". Below this, a navigation bar includes links for "Contact", "Sign Out", "Cart", "Account", "Home", and "Search". A "Welcome, Mary Jane" box is highlighted with a red border, and a red arrow points from the text "Now that you have an account..." to it. Below the navigation bar, there is a "Welcome to Spring 2024" section with a "CREATE MY ACCOUNT" button. At the bottom, there are four main categories: "GET STARTED", "COURSES", "RESOURCES", and "CONNECT", each with a list of links.

GET STARTED	COURSES	RESOURCES	CONNECT
Register	By Subject Area	Locations & Parking	About
Buy a Parking Permit	All	Campus Map	Give
View Catalog PDF	New	Course Notes	Volunteer
Catalog Updates	Zoom	Calendar	Teach
Registration Tips	Advanced Search	Scholarships	Advertise
Class Selection Worksheet		Policies & Forms	Contact

- I. **Navigate the New Website**
- II. **Create an Account** (first-time users only)
- III. **Register**
- IV. **Prioritize Your Class Choices** (early registration only)
- V. **Tips for a Successful Semester**
- VI. **Wrap Up**
- VII. **Registration Tips & Tools**



All You Need to Know to Register

1. Sign in

You did create a user account, right?

2. Click on “Register”

It's on the Home page under “Get Started”



3. Add a membership to your cart


But DO NOT check out yet; just add a membership to your cart

4. Add courses to your cart

5. Check out

6. Prioritize your courses for the lottery (early registration only)

Done!



Let's Try It

1. Be sure you're signed in
2. Click "Register"
3. Add a membership to your cart
4. Add courses to cart
5. Check out
(pay securely by credit card)
6. Prioritize your course requests
(early registration lottery only)

DONE

Welcome, Mary Jane

Contact Sign Out Cart Account Home Search

Welcome to Spring 2024

Cool days will soon turn warm, beckoning tulips, redbuds, and dogwoods to rise and shine – heralding a new season of life and learning

Come, experience Springtime at Osher

CREATE MY ACCOUNT

GET STARTED

- ★ Register
- Buy a Parking Permit
- View Catalog PDF
- Catalog Updates
- Registration Tips
- Class Selection Worksheet

COURSES

- by Subject Area
- All
- New
- Zoom
- Advanced Search

RESOURCES

- Locations & Parking
- Campus Map
- Course Notes
- Calendar
- Scholarships
- Policies & Forms

CONNECT

- About
- Give
- Volunteer
- Teach
- Advertise
- Contact

- I. **Navigate the New Website**
 - II. **Create an Account** (first-time users only)
 - III. **Register**
 - IV. **Prioritize Your Class Choices** (early registration only)
 - V. Tips for a Successful Semester
 - VI. Wrap Up
 - VII. Registration Tips & Tools
- 
- A decorative graphic on the right side of the slide. It features a vertical banner with a crown-like top and a pointed bottom. The banner has a grid-like pattern and the year '1693' written on it. A horizontal double-headed arrow is positioned in front of the banner, pointing towards the left.

About Prioritizing Course Choices

- Course Choices are prioritized automatically by the order in which they are placed in your cart
- To re-prioritize your choices, sign in to your account and go to “My Priorities”

Course priorities for Spring 2024 term [Save Priorities](#) [Print](#)

COURSE ID	SKU	STATUS	TITLE	INSTRUCTOR	SCHEDULE	PRIORITY
AH1174	SP24AH1174A	Course requested	The History of Bruton Parish from Middle Plantation to Today	Joe Cross, Anne Conkling	Jan 30 2024 1:30PM-Feb 20 2024 3:30PM	1
LI1140	SP24LI1140A	Course requested	True Stories, Well Told	Glory Aiken	Jan 29 2024 9:30AM-Mar 4 2024 11:30AM	2
AM1007	SP24AM1007A	Course requested	Ode to Beethoven – The Man Behind the Music	Anette Isaacs	Feb 7 2024 6:00PM-Feb 7 2024 8:00PM	3
SI1162	SP24SI1162A	Course requested	Top Tropicals for Your Williamsburg Garden & Patio	Patsy Wells, Tony Orband	Feb 8 2024 1:30PM-Feb 8 2024 3:30PM	4
SI1146	SP24SI1146A	Course requested	Creative Crafting with a Cricut Cutting Machine	Rita Lysner	Feb 22 2024 9:00AM-Feb 29 2024 12:00PM	5
AM1111	SP24AM1111A	Course requested	High Noon: The Hollywood Blacklist and the Making of an American Classic	Thomas Thompson	Jan 30 2024 1:30PM-Feb 13 2024 3:30PM	6
STEM1143	SP24SSC1143A	Course requested	Handling Aircraft: Handling Ourselves	Bill Rhodes	Mar 22 2024 9:30AM-Mar 22 2024 12:30PM	7
AH1128	SP24AH1128A	Course requested	Independence! An Entertaining Proposition	Mark Howell	Jan 31 2024 9:30AM-Jan 31 2024 11:30AM	8
AH1109	SP24AH1109A	Course requested	Women Amidst the American Revolution	Holly Mayer	Feb 21 2024 9:30AM-Mar 6 2024 11:30AM	9

YOUR CART

Membership
Start Date: 1/29/2024

The History of Bruton Parish from Middle Plantation to Today
Start Date: 1/30/2024

True Stories, Well Told
Start Date: 1/29/2024

Ode to Beethoven – The Man Behind the Music
Start Date: 2/7/2024

Top Tropicals for Your Williamsburg Garden & Patio
Start Date: 2/8/2024

Creative Crafting with a Cricut Cutting Machine
Start Date: 2/22/2024

High Noon: The Hollywood Blacklist and the Making of an American Classic
Start Date: 1/30/2024

Handling Aircraft: Handling Ourselves
Start Date: 3/22/2024

Independence! An Entertaining Proposition
Start Date: 1/31/2024

Women Amidst the American Revolution
Start Date: 2/21/2024

SUBTOTAL (10 ITEMS) **\$175**
Discount codes are calculated at checkout.

[RETURN TO COURSE CATALOG](#)

[CHECKOUT](#)

Prioritizing Your Class Choices

(early registration lottery only)

- Be sure you're signed in
- Click "Account"
- Click "My Priorities"

The screenshot displays the Osher Lifelong Learning Institute website. At the top, there is a banner image of a brick building with the text "Osher Lifelong Learning Institute" overlaid. Below the banner is a navigation bar with the following items: "Welcome, Mary Jane" (highlighted with a brown box), "Contact", "Sign Out", "Cart", "Account" (highlighted with a red box), "Home", and "Search". Below the navigation bar is the "Account Overview" section, which includes a description of the page's functionality and a list of menu items: "My Membership", "My Priorities" (highlighted with a red box), "Class List", "History", "Make a Payment", "My Profile", "User name and Password", and "Member Information". Red arrows from the text on the left point to the "Account" link in the navigation bar and the "My Priorities" link in the account menu. A brown arrow points to the "Welcome, Mary Jane" text.

Osher Lifelong Learning Institute

Welcome, Mary Jane

Contact Sign Out Cart **Account** Home Search

Account Overview

The Account Overview page allows you to review and update your contact information (My Profile), change your User name and Password, review the orders you've placed, and see the classes you've signed up for.

- My Membership
- My Priorities**
- Class List
- History
- Make a Payment
- My Profile
- User name and Password
- Member Information

Prioritizing Your Class Choices (step by step)

NOTE When prioritizing your class selections, **do not differentiate** between one-time lectures and multi-session courses. Treat your choices as a single group. Rank courses sequentially 1, 2, 3, 4 ... in order of preference to a max of 16 total courses (system max)

1 The "My Priorities" list shows classes in the order you placed them in your cart

COURSE ID	STATUS	TITLE	INSTRUCTOR	SCHEDULE	PRIORITY
AH1174	Course requested	The History of Bruton Parish from Middle Plantation to Today	Joe Cross, Anne Conking	Jan 30 2024 1:30PM-Feb 20 2024 3:30PM	1
U1140	Course requested	True Stories, Web Tool	Glory Aiken	Jan 29 2024 9:30AM-Mar 4 2024 11:30AM	2
AM2007	Course requested	Ode to Beethoven - The Man Behind the Music	Anette Isaacs	Feb 7 2024 6:00PM-Feb 7 2024 8:00PM	3
S1162	Course requested	Top Tropicals for Your Williamsburg Garden & Patio	Patsy Wells, Tony Orland	Feb 8 2024 1:30PM-Feb 8 2024 3:30PM	4
S1146	Course requested	Creative Crafting with a Cricut Cutting Machine	Rita Lysler	Feb 22 2024 9:00AM-Feb 29 2024 12:00PM	5
AM2111	Course requested	High Noon: The Hollywood Blacklist and the Making of an American Classic	Thomas Thompson	Jan 30 2024 1:30PM-Feb 13 2024 3:30PM	6
STEM1143	Course requested	Handling Aircraft: Handling Ourselves	Bill Rhodes	Mar 22 2024 9:30AM-Mar 22 2024 12:30PM	7
AH1128	Course requested	Independence: An Entertaining Proposition	Mark Howell	Jan 31 2024 9:30AM-Jan 31 2024 11:30AM	8
AH1109	Course requested	Women Amidst the American Revolution	Holly Mayer	Feb 21 2024 9:30AM-Mar 6 2024 11:30AM	9

2 Use the pull-down caret (▼) to change the current class priority to your preferred priority

Example: the class showing as 4 is actually your #1 choice
the class showing as 1 is actually your #2 choice
the class showing as 8 is actually your #3 choice, etc.

3 Repeat for each class until revised list reflects your final prioritized list

4 Course priorities for Spring 2024 term

Save Priorities Print

COURSE ID	STATUS	TITLE	INSTRUCTOR	SCHEDULE	PRIORITY
AH1128	Course requested	Independence: An Entertaining Proposition	Mark Howell	Jan 31 2024 9:30AM-Jan 31 2024 11:30AM	1
AH1109	Course requested	Women Amidst the American Revolution	Holly Mayer	Feb 21 2024 9:30AM-Mar 6 2024 11:30AM	2
U1140	Course requested	True Stories, Web Tool	Glory Aiken	Jan 29 2024 9:30AM-Mar 4 2024 11:30AM	3
AM1007	Course requested	Ode to Beethoven - The Man Behind the Music	Anette Isaacs	Feb 7 2024 6:00PM-Feb 7 2024 8:00PM	4
S1146	Course requested	Creative Crafting with a Cricut Cutting Machine	Rita Lysler	Feb 22 2024 9:00AM-Feb 29 2024 12:00PM	5

5 Courses re-prioritized & ready for the early registration lottery

Tip: Use the Class Selection Worksheet to select and rank your class choices and make this step fast and easy

OR: During registration (before checking out), simply add classes to your cart in your order of preference, and you can skip this step

Find Your Class List in "Account"

Welcome, Mary Jane

Contact

Sign Out

Cart

Account

Home

Search

Account Overview

The Account Overview page allows you to review and update your membership, see the classes you've placed, and see the classes you've signed up for.

My Membership

My Priorities

Class List

History

Make a Payment

My Profile

User name and Password

Member Information

SKU	TERM	TITLE	INSTRUCTOR	CLASSDATES	BUILDING	ROOM	TIME
SP24MEM10031	Spring 2024	Membership		01/29/2024 - 05/17/2024			9:30 AM - 7:00 PM
SP24AH1174A	Spring 2024	The History of Bruton Parish from Middle Plantation to Today	Anne Conkling, Joe Cross	01/30/2024 - 02/20/2024	Colonial Williamsburg	Bruton Parish Church	1:30 PM - 3:30 PM
SP24L11140A	Spring 2024	True Stories, Well Told	Glory Aiken	01/29/2024 - 03/04/2024	School of Education	Room 2021	9:30 AM - 11:30 AM
SP24AM1007A	Spring 2024	Ode to Beethoven - The Man Behind the Music	Anette Isaacs	02/07/2024 - 02/07/2024	Online - Zoom	Zoom Link - Emailed	6:00 PM - 8:00 PM
SP24SI1162A	Spring 2024	Top Tropicals for Your Williamsburg Garden & Patio	Tony Orband, Patsy Wells	02/08/2024 - 02/08/2024	W&M Nursery Complex	Greenhouse	1:30 PM - 3:30 PM
SP24SI1146A	Spring 2024	Creative Crafting with a Cricut Cutting Machine	Rita Lysher	02/22/2024 - 02/29/2024	Campus Center	Colonial Echo	9:00 AM - 12:00 PM
SP24AM1111A	Spring 2024	High Noon: The Hollywood Blacklist and the Making of an American Classic	Thomas Thompson	01/30/2024 - 02/13/2024	Campus Center	Little Theatre	1:30 PM - 3:30 PM
SP24SSC1143A	Spring 2024	Handling Aircraft; Handling Ourselves	Bill Rhodes	03/22/2024 - 03/22/2024	School of Education	Room 1056	9:30 AM - 12:30 PM
SP24AH1128A	Spring 2024	Independence! An Entertaining Proposition	Mark Howell	01/31/2024 - 01/31/2024	Discovery 3	Classroom	9:30 AM - 11:30 AM
SP24AH1109A	Spring 2024	Women Amidst the American Revolution	Holly Mayer	02/21/2024 - 02/21/2024	Campus Center	Little Theatre	9:30 AM - 11:30 AM

- I. **Navigate the New Website**
 - II. **Create an Account** (first-time users only)
 - III. **Register**
 - IV. **Prioritize Your Class Choices** (early registration only)
 - V. **Tips for a Successful Semester**
 - VI. **Wrap Up**
 - VII. **Registration Resources**
- 
- A decorative graphic on the right side of the slide. It features a vertical pole with a banner attached. The banner is dark grey with the year '1693' written in white. A double-headed arrow is positioned horizontally across the banner, pointing left towards the text 'Registration Resources' and right towards the banner itself.

General Class Info

- **Reminder** emailed the day prior to class
- **Email us** to drop a class
- **Wear your Osher name badge** to every class

Zoom

- **Link** emailed ~24 hours prior to class
- **Same link** unless otherwise noted
- **Zoom courses** are not recorded

Class Notes/Presentations



- **Instructor's prerogative** to share notes, slides, research
- **When available**, posted to learnatosher.wm.edu – “Resources, Class Notes”

Handouts

- **Emailed in advance** if the instructor requests
- **Paper copies** not available at class

Course Evaluations: Tell Us How We're Doing

- 5 Questions, 1 minute
- Vital feedback
- Emailed to you during the final session of classes you are enrolled in
- Shared with the instructor



Sample Course Name and Instructor Name

Osher Course Evaluation

* 1. On a scale of 0-10, how likely are you to recommend this course to family or friends?

0 5 10

* 2. On a scale of 0-10, how likely are you to recommend this instructor to family or friends?

0 5 10

* 3. What did you find most enjoyable or beneficial?

* 4. What could have been better?

5. Comments (optional)

Class Locations & Parking

- Shows **ALL** of this semester's class locations with parking information
- Find it:
 - Catalog p. 50
 - *learnatosher.wm.edu* – under Resources
- One-stop source of information

CLASS LOCATIONS & PARKING

ON CAMPUS & OFF

ON CAMPUS				
Venue & Address (Classroom names in parentheses)	Standard Permit ¹	Plus Permit ^{1,2} Park on Your Own	Free Parking On-site	Walking Distance ³ to Class (using the Standard or Plus Other permit to park at School of Education or Kaplan Arena student lots and then walk to class)
Campus Center 104 Jamestown Road (General Eds, Life Theatre, Room 156)		■	■	Standard permit: 1.0 mi walk from Kaplan Lot Plus permit: 300 feet from Green Line bus stop at Undergrad Admissions
Hearth: Memorial to the Enslaved 115 Jamestown Road		■	■	Standard permit: 1.0 mi walk from Kaplan Lot Plus permit: Across street from bus stop at Undergrad Admissions
Keck Lab 300 Wake Drive (Room 108)		■		Standard permit: 1.0 mi walk from Kaplan Lot Plus permit: 0.3 mi walk from bus stop at Commons Tennis Courts or Litrop/Wake Triangle
School of Education 301 Monticello Avenue (Rooms 1056, 2010, 2036, 2032, 2060, 2066)	■	■		Standard & Plus permits allow parking at the School of Ed in Student Lots 1, 2, 4, 5 *Plus permit holder tip: Lot 4 has a bus shelter
Anne Klare Sullivan Nursery 807 S Henry Street On the grounds of the McCormack-Nagelbert Tennis Center (Greenhouse – located on the south side of Tennis Center complex)		■	■	Standard permit: 1.6 mi walk from Kaplan Lot Plus permit: 0.3 mi walk from Green Line bus stop at adjacent Grad Plaza Free parking: At front of and behind Tennis Center, limited at peak times
Sween Library 400 Landrum Drive (limited paid parking; click ▶ for info) (Ford Classrooms, Special Collections Rooms)		■	■	Standard permit: 0.6 mi walk from Kaplan Lot Plus permit: 600 feet from Green Line bus stop at Parking Deck/Jones Hall
Tucker Hall 350 James Blair Drive (Room 127A – Auditorium)		■	■	Standard permit: 0.8 mi walk from Kaplan Lot Plus permit: 1,000 feet from Green Line bus stop at Undergrad Admissions
Wren Building 111 Jamestown Road (Old College Yard, Room 2 – ADA access on south side of building)		■	■	Standard permit: 1.0 mi walk from Kaplan Lot Plus permit: 600 feet from Green Line bus stop at Undergrad Admissions

¹ LearnAtOSher and OSher parking permits (pgs. 4-6) ² For Routes 6, 8, 9, 10, 11, and 12, see [OSher Routes](#) and [OSher Routes](#) ³ Source: Google Maps

OFF CAMPUS		
Venue	Address	Parking Availability
Discovery 3 / Osher Institute	5330 Discovery Park Blvd. (New Town)	Ample free surface lot parking
Colonial Heritage Clubhouse	6500 Arthur Hills Dr. (Williamsburg)	Ample free surface lot parking
Colonial Williamsburg	201 W Duke of Gloucester St. (Bruton Parish) 428 W Duke of Gloucester St. (Kimball Theatre) 303 Palace Green St. (Palace Green) 424 Francis St. E. (Bassett Trace Nature Trailhead)	Paid public parking in CVW parking lots using the iPassport app Paid public parking in Search for lots on the south side of Francis St. at Blair
Riverside Doctors' Hospital	1500 Commonwealth Dr. (Williamsburg)	Ample free surface lot parking
Williamsburg Landing	5700 Williamsburg Landing Dr. (Williamsburg)	Ample free surface lot parking
Williamsburg Library	515 Scotland St. (Downtown Williamsburg)	Free surface lot & street parking; may be full at peak times; paid public parking nearby

On-Campus Parking

- To park on campus, you must have a permit
- Osher **Standard permit** is valid for student lots at the **School of Ed** (and Kaplan Arena)
- Osher permit is **not valid** for **Passport spaces**, the parking deck on **Ukrop**, or the **Facilities Lot** off of **Griggs** (near Campus Center)
- **Osher Plus permit adds bus privileges** from **SOE** (or Kaplan lot) to a stop near your on-campus class
- **Plus permit provides closer access** to **Campus Center, Hearth, Wren, and Tucker**
- Learn more about the University's Osher permit parking [here](#)



If you bought an Osher Standard permit for Fall 2023, you do not need another.

2023-24 permits are valid through August 31, 2024

Handicapped Parking on Campus

- Handicapped spaces require both an Osher parking permit and state-issued ADA credentials
- Osher permit plus ADA credentials are valid for parking in spaces marked:
 - Handicapped
 - Faculty/Staff
 - Student
- Not Valid for spaces marked:
 - Reserved
 - Service Vehicle Only
 - Special Event Parking
- Learn more about the University's accessible parking policies [here](#)



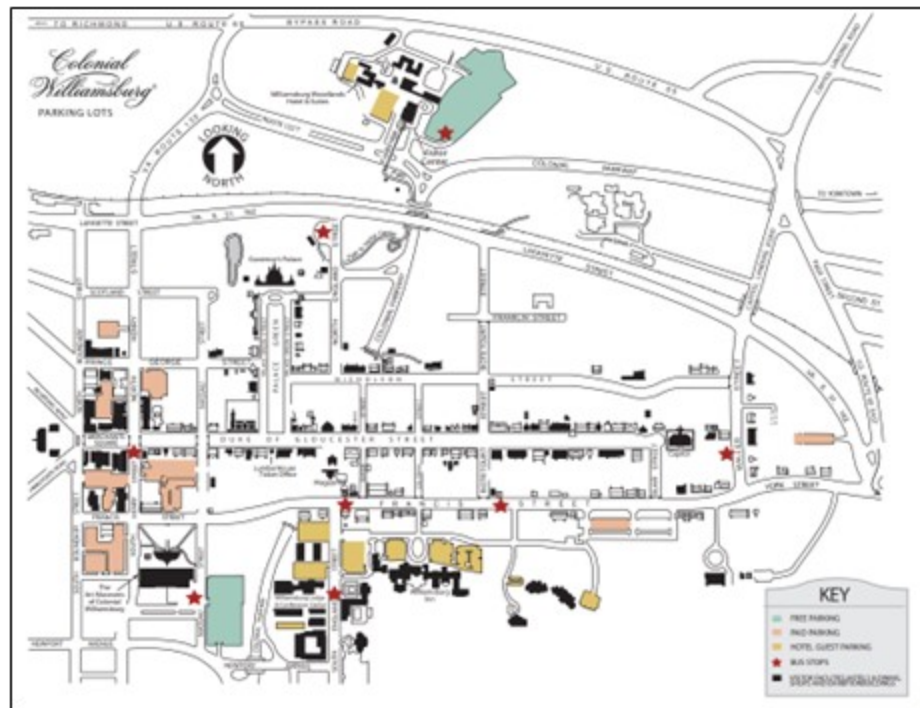
Other Parking Options for Old Campus & CW Classes

Free Parking

- Art Museums of Colonial Williamsburg
- Street parking along Richmond Road and surrounding area
- Streets around the Williamsburg Library


Paid Lots in Colonial Williamsburg (CW)

- **P4:** For Bruton Parish, Kimball Theatre, and Palace Green
- **P6:** For Campus Center, Hearth, Wren, Tucker
- **Tavern Lot:** For Bassett Trace Nature Trail
- CW lots may offer free parking until a certain time, then are “metered” using the Passport app at \$1 / \$2 per hour
- Learn about CW parking options/locations [here](#)



Colonial Williamsburg parking information. Source: <https://www.colonialwilliamsburg.org/visit/parking/?from=navvisit>

- I. **Navigate the New Website**
- II. **Create an Account** (first-time users only)
- III. **Register**
- IV. **Prioritize Your Class Choices** (early registration only)
- V. **Tips for a Successful Semester**
- VI. **Wrap Up**
- VII. **Registration Tips & Tools**



Parking Permits

- **If you bought a Standard permit in Fall 2023, it's still valid** (through Aug 31, 2024)
- **Buy a permit during early registration at learnatosher.wm.edu & pick up Jan 19-26 at Osher office**
 - Standard permit – \$16
 - Plus permit – \$41
 - Upgrade from Standard to Plus – \$25
- **After Jan 11, visit Parking Services to buy a Standard permit; only Plus permits are processed by the office staff**
- **More info: Catalog p. 4, 47, 50**

Mark Your Calendars

- **Early reg opens Thursday 8 am; closes Jan 11 at 5 pm**
- **Look for your class schedule by email Jan 18**
- **Spring Member Reception set for Jan 19** (invite forthcoming)

Spring 2024 at Osher

Dec 22- Jan 1	Winter Break (University closed)
Jan 2 & 3	Registration workshops
Jan 4 & 5	Registration help desk
Jan 4-11	Early registration
Jan 15	Martin Luther King, Jr. Day (University closed)
Jan 18	Class schedules emailed to early registrants
Jan 19	New Member reception
Jan 22- Mar 26*	Open enrollment if you missed early registration or want to add classes
Jan 29	First day of classes
Feb 9	Charter Day (no classes)
Mar 11-15	Spring Break (no classes)
May 17	Last day of classes

*We previously published April 26 as the end of open enrollment. The correct date is March 26

- I. **Navigate the New Website**
 - II. **Create an Account** (first-time users only)
 - III. **Register**
 - IV. **Prioritize Your Class Choices** (early registration only)
 - V. **Tips for a Successful Semester**
 - VI. **Wrap Up**
 - VII. **Registration Tips & Tools**
- 
- A decorative graphic on the right side of the slide. It features a vertical pole with a banner attached. The banner is dark grey with the year '1693' written in white. A double-headed arrow is positioned horizontally across the middle of the banner, pointing towards the left. The pole has a decorative finial at the top.


Registration Tips & Tools

In-Person Help Desk for Early Registration

- **Thurs, Jan 4: 10a – 12 noon**
- **Fri, Jan 5: 12 noon – 2 pm**
- **5330 Discovery Park Blvd., Williamsburg (Osher Office)**
- **Come prepared with your course requests selected & ranked**
- **Pay by credit card (preferred) or check to *William & Mary***
- **Buying a parking permit?** You'll need your driver's license #, license plate #, vehicle year, make, model – and ADA # (if applicable)

Visit learnatosher.wm.edu to

- **Download notes from this presentation**
- **View the Spring catalog** (the online PDF includes latest corrections/updates)
- **Check a summary of corrections to the print catalog**
- **Organize your class selections & rankings**
- **Learn about class locations and parking options**



Thank you

Osher Institute at William & Mary
5330 Discovery Park Blvd.
Williamsburg, VA 23188
(757) 221-1506 osher@wm.edu
learnatosher.wm.edu

