

College of William & Mary Counseling Program Survey of Program Graduates – November, 2016

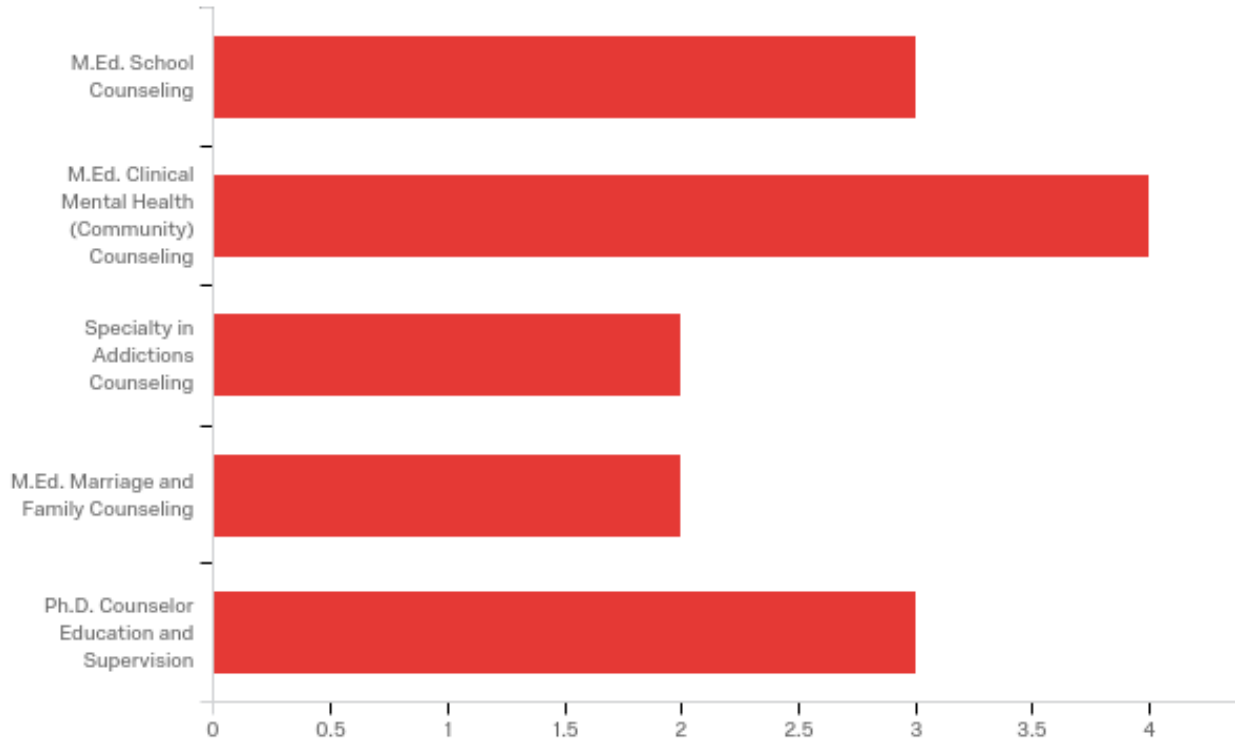
Response Rate 52%

**Q1 - (If you have graduated from more than one Counseling program at William and Mary, please respond regarding the program from which you most recently graduated.)
Year of Graduation from the Counseling program at The College of William and Mary:**

(If you have graduated from more than one Counseling program at William and...

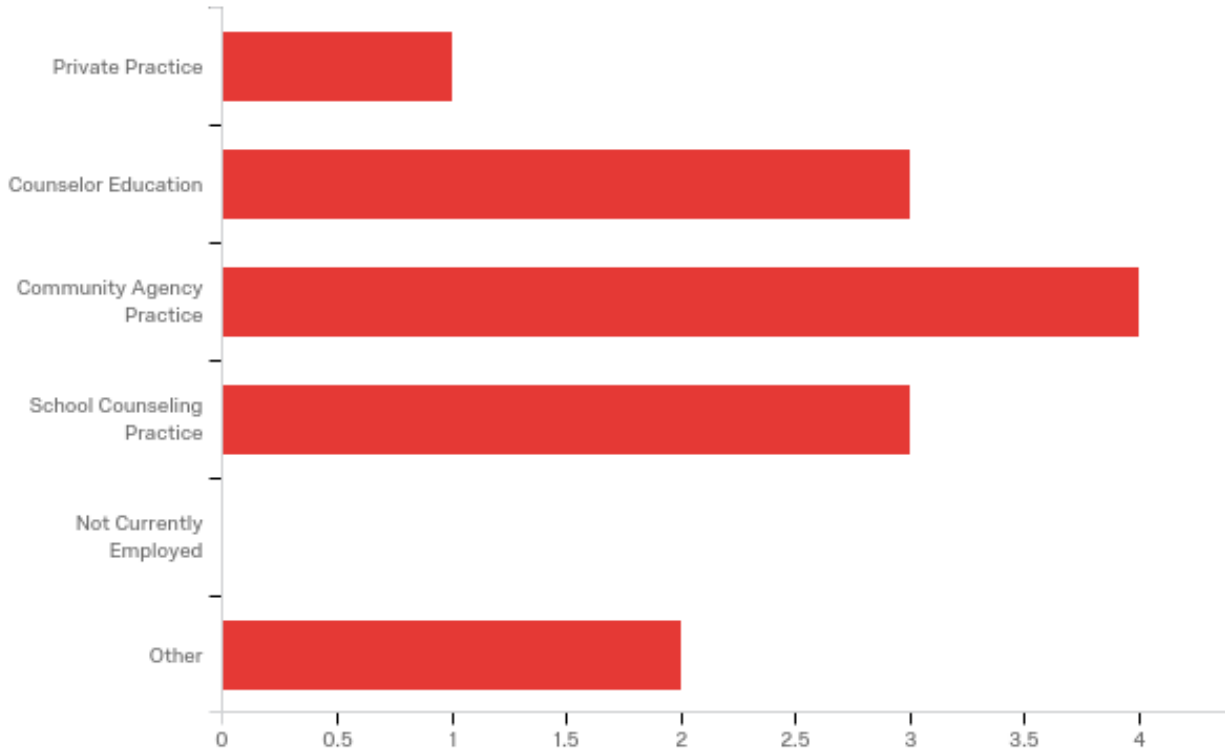
- 2011
- 2015
- 2016
- 2014
- 2015
- 2015
- 2016
- 2016
- 2015
- 2014
- 2014
- 2015
- 2015

Q2 - Counseling program emphasis



#	Answer	%	Count
1	M.Ed. School Counseling	23.08%	3
2	M.Ed. Clinical Mental Health (Community) Counseling	30.77%	4
3	Specialty in Addictions Counseling	15.38%	2
4	M.Ed. Marriage and Family Counseling	15.38%	2
5	Ph.D. Counselor Education and Supervision	23.08%	3
	Total	100%	13

Q3 - Current Primary Employment



#	Answer	%	Count
1	Private Practice	7.69%	1
2	Counselor Education	23.08%	3
3	Community Agency Practice	30.77%	4
4	School Counseling Practice	23.08%	3
5	Not Currently Employed	0.00%	0
6	Other	15.38%	2
	Total	100%	13

Other

Other

Ph.D. Student

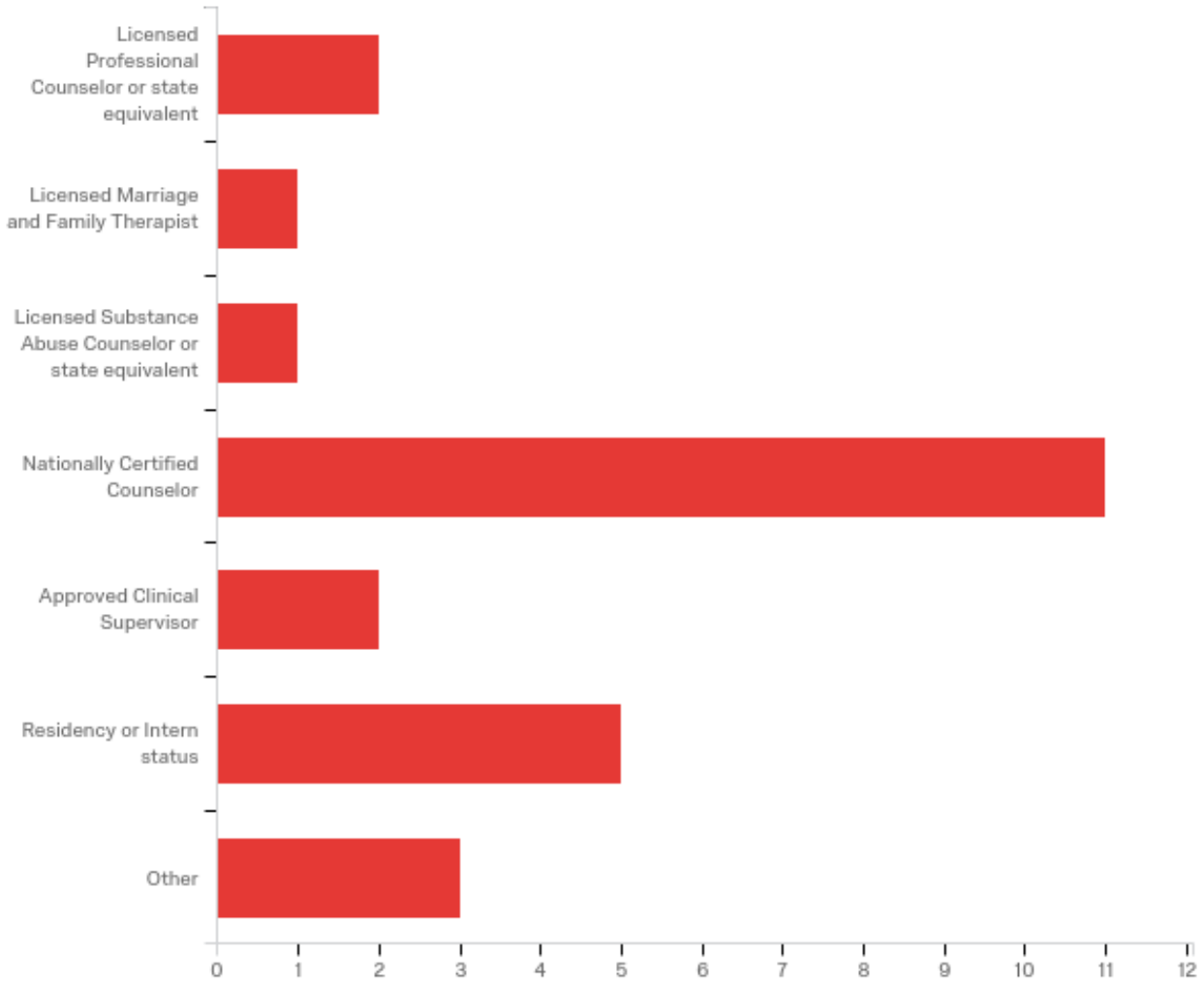
Pursuing Ph.D. in Counseling Psychology

Q4 - Current job location

State of employment

TX
FL
Ohio
VA
VA
Virginia
VA
VA
PA
Virginia
ND
Virginia
VA

Q5 - Certificates/Licenses Awarded



#	Answer	%	Count
1	Licensed Professional Counselor or state equivalent	15.38%	2
2	Licensed Marriage and Family Therapist	7.69%	1
3	Licensed Substance Abuse Counselor or state equivalent	7.69%	1
4	Nationally Certified Counselor	84.62%	11
5	Approved Clinical Supervisor	15.38%	2
6	Residency or Intern status	38.46%	5
7	Other	23.08%	3
	Total	100%	13

Q5_7_TEXT - Other

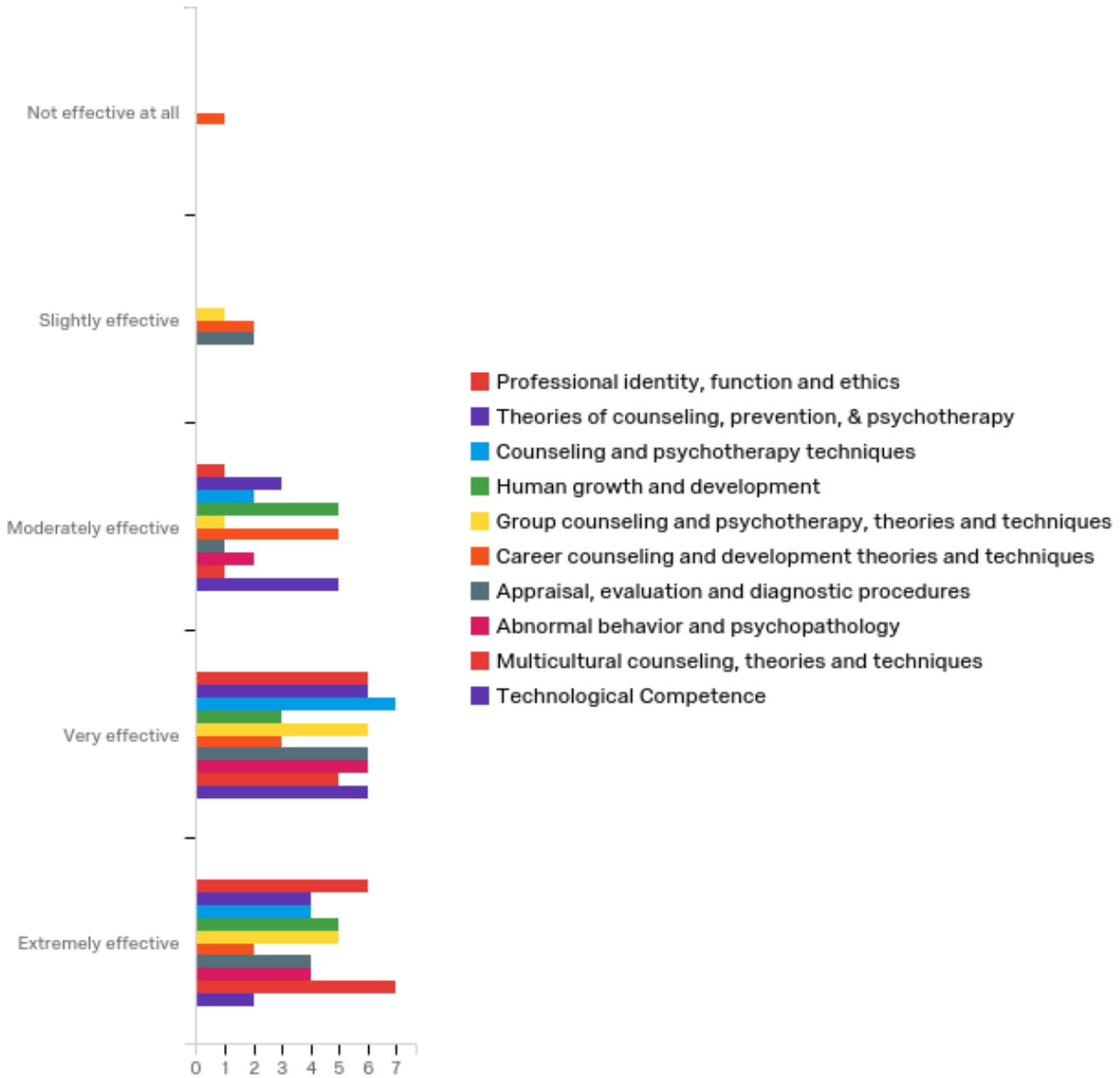
Other

CSAC in Virginia

Pupil personnel services: School counselor pre k - 12

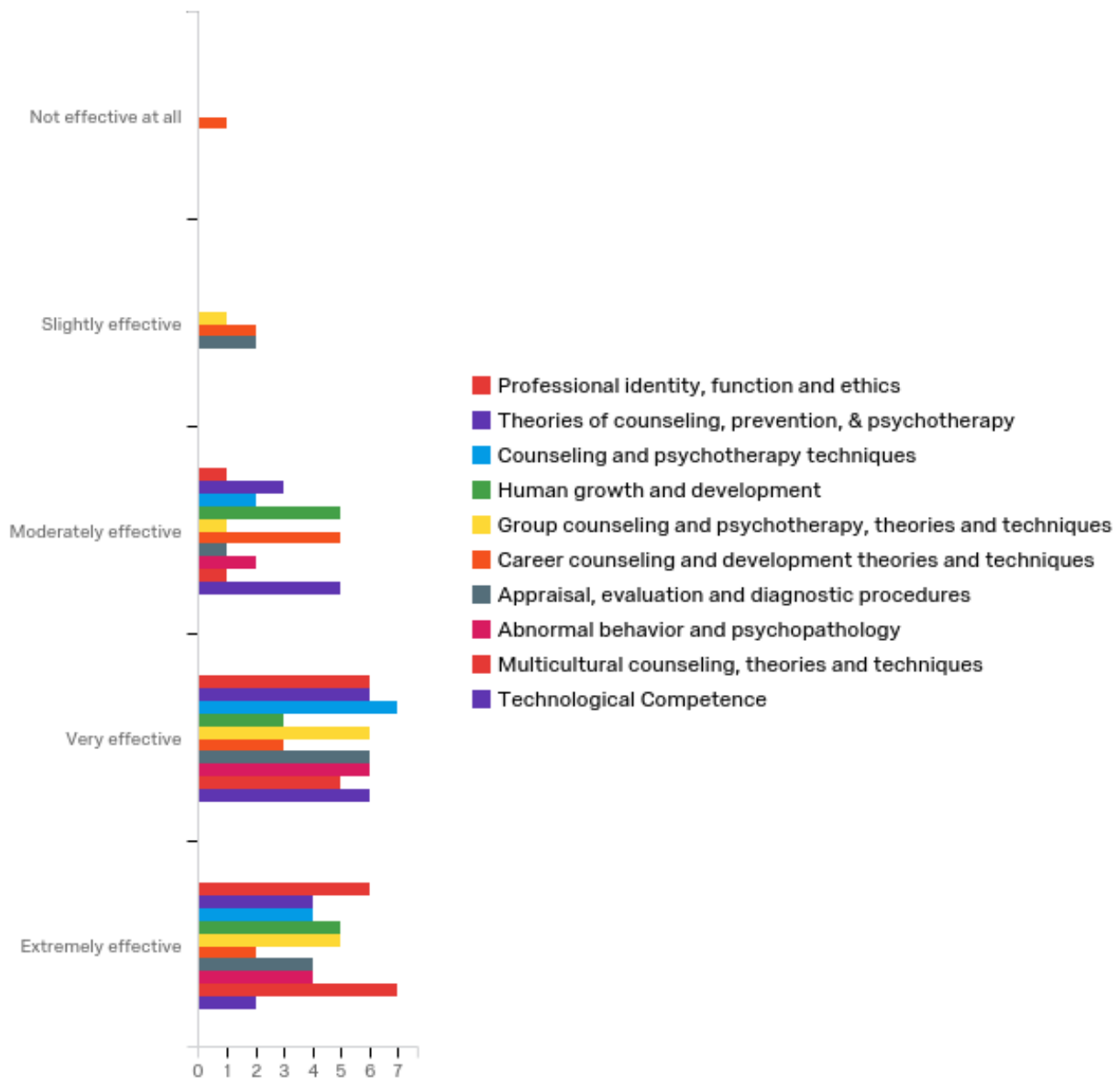
Pupil Personnel Services License

Q6 - Listed below are 10 domains of professional competency described by CACREP and required generally for any license to practice professional counseling. Please rate how well you feel you were prepared by the William & Mary Counseling Program in each of these areas.

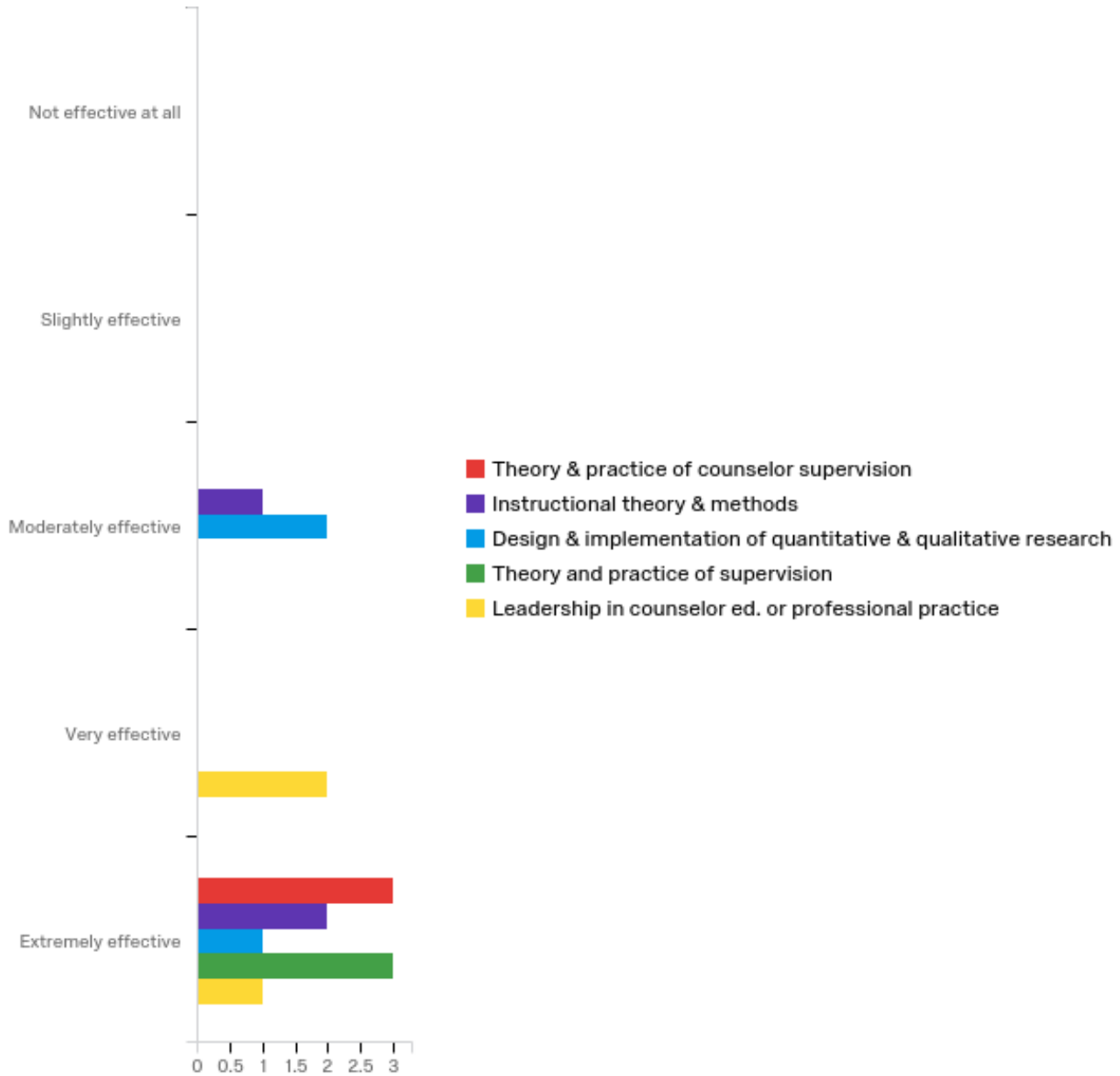


Question	Not effective at all	Slightly effective	Moderately effective	Very effective	Extremely effective	Total
Professional identity, function and ethics	0.00%	0	0.00%	7.69%	46.15%	13
Theories of counseling,	0.00%	0	0.00%	23.08%	46.15%	13

prevention, & psychotherapy											
Counseling and psychotherapy techniques	0.00%	0	0.00%	0	15.38%	2	53.85%	7	30.77%	4	13
Human growth and development	0.00%	0	0.00%	0	38.46%	5	23.08%	3	38.46%	5	13
Group counseling and psychotherapy, theories and techniques	0.00%	0	7.69%	1	7.69%	1	46.15%	6	38.46%	5	13
Career counseling and development theories and techniques	7.69%	1	15.38%	2	38.46%	5	23.08%	3	15.38%	2	13
Appraisal, evaluation and diagnostic procedures	0.00%	0	15.38%	2	7.69%	1	46.15%	6	30.77%	4	13
Abnormal behavior and psychopathology	0.00%	0	0.00%	0	16.67%	2	50.00%	6	33.33%	4	12
Multicultural counseling, theories and techniques	0.00%	0	0.00%	0	7.69%	1	38.46%	5	53.85%	7	13
Technological Competence	0.00%	0	0.00%	0	38.46%	5	46.15%	6	15.38%	2	13

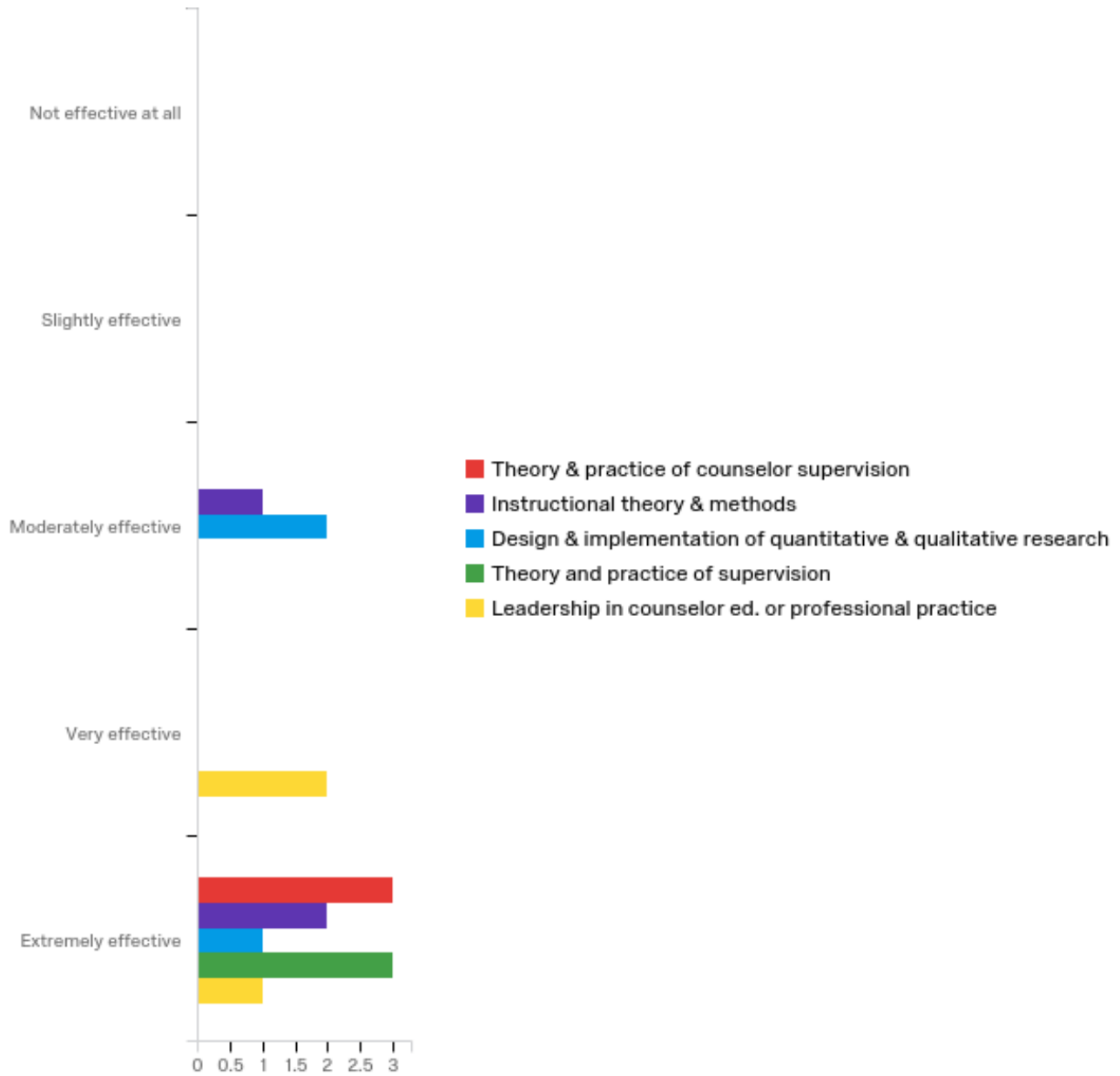


Q7 - 4. Professional Competency (continued) Listed below are the 5 additional domains of professional competency specific to the preparation of doctoral graduates. Please rate how well you feel you were prepared by the William & Mary Counseling Program in each of these areas.

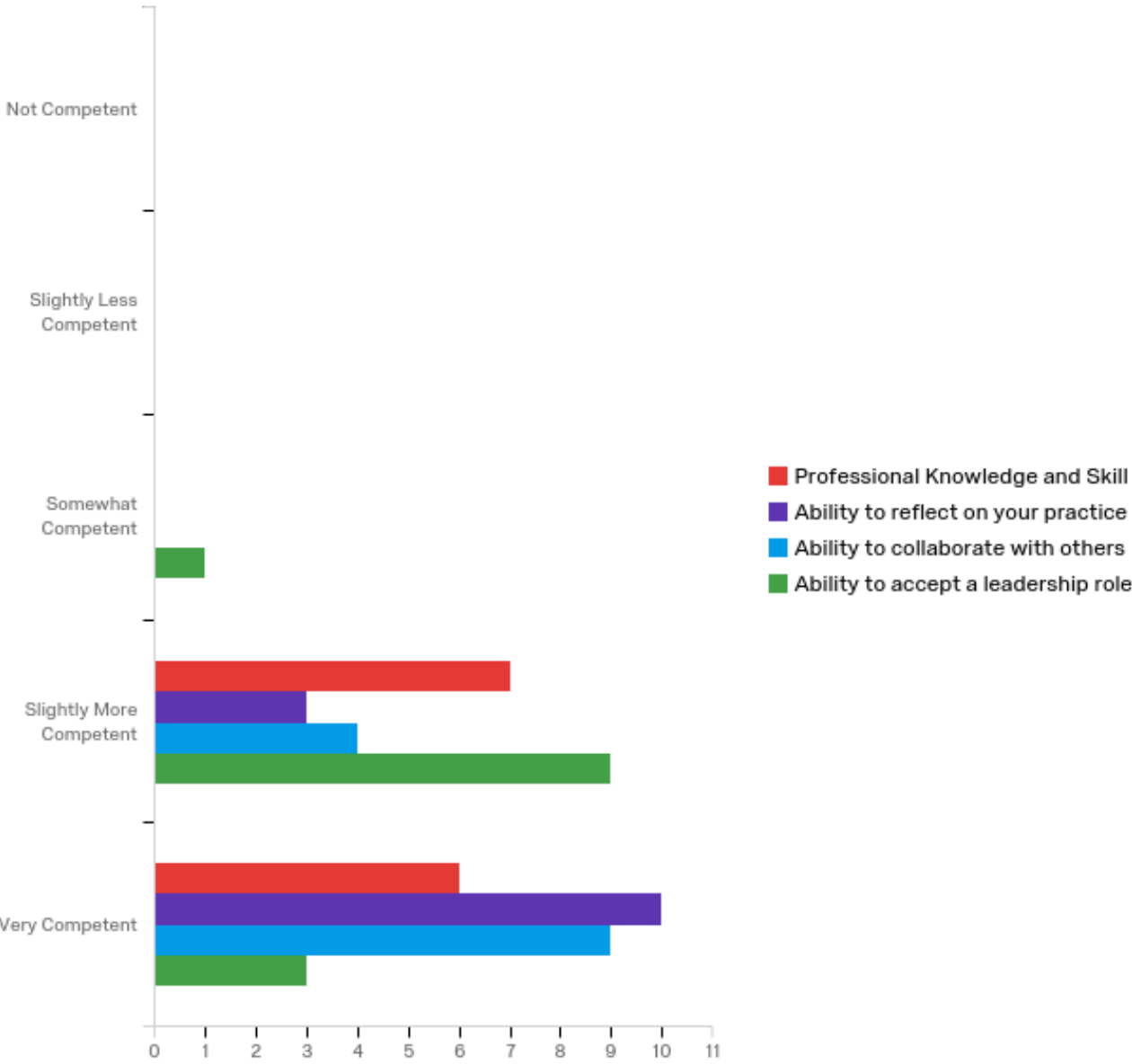


Question	Not effective at all	Slightly effective	Moderately effective	Very effective	Extremely effective	Total
Theory & practice of counselor supervision	0.00%	0	0.00%	0	100.00%	3
Instructional theory & methods	0.00%	0	33.33%	0	66.67%	3

Design & implementation of quantitative & qualitative research	0.00%	0	0.00%	0	66.67%	2	0.00%	0	33.33%	1	3
Theory and practice of supervision	0.00%	0	0.00%	0	0.00%	0	0.00%	0	100.00%	3	3
Leadership in counselor ed. or professional practice	0.00%	0	0.00%	0	0.00%	0	66.67%	2	33.33%	1	3



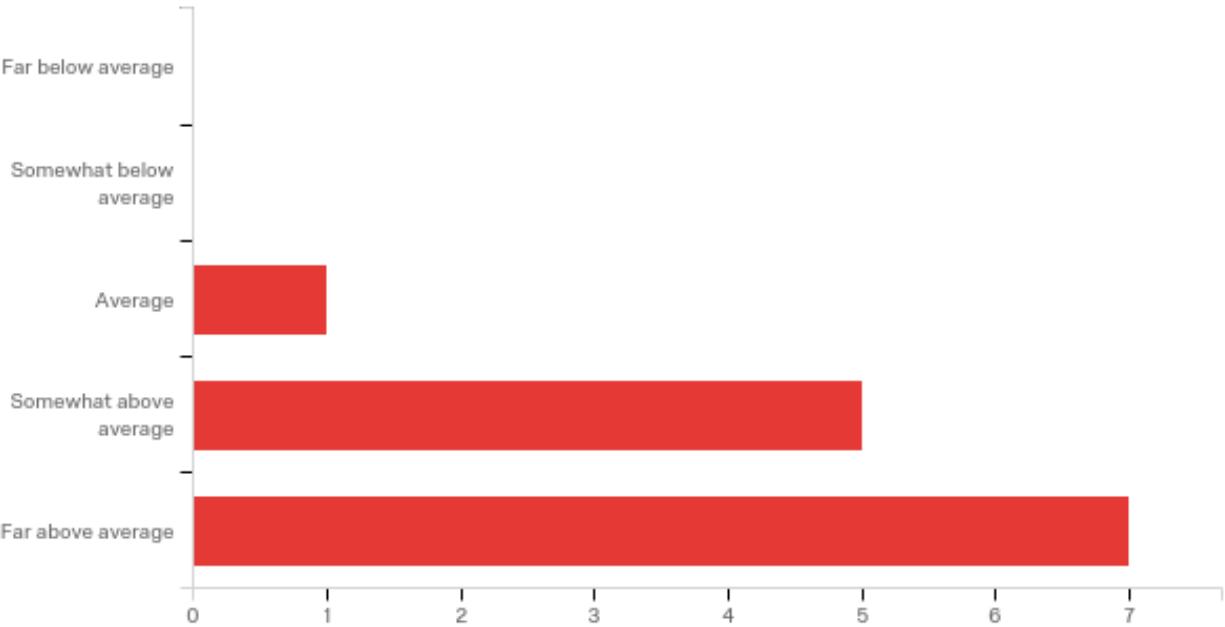
Q8 - Professional Dispositions - The School of Education has adopted a conceptual framework that emphasizes four professional dispositions. Please rate your perceived competence in each of the following areas.



Question	Not Competent		Slightly Less Competent		Somewhat Competent		Slightly More Competent		Very Competent		Total
Professional Knowledge and Skill	0.00%	0	0.00%	0	0.00%	0	53.85%	7	46.15%	6	13
Ability to reflect on your practice	0.00%	0	0.00%	0	0.00%	0	23.08%	3	76.92%	10	13

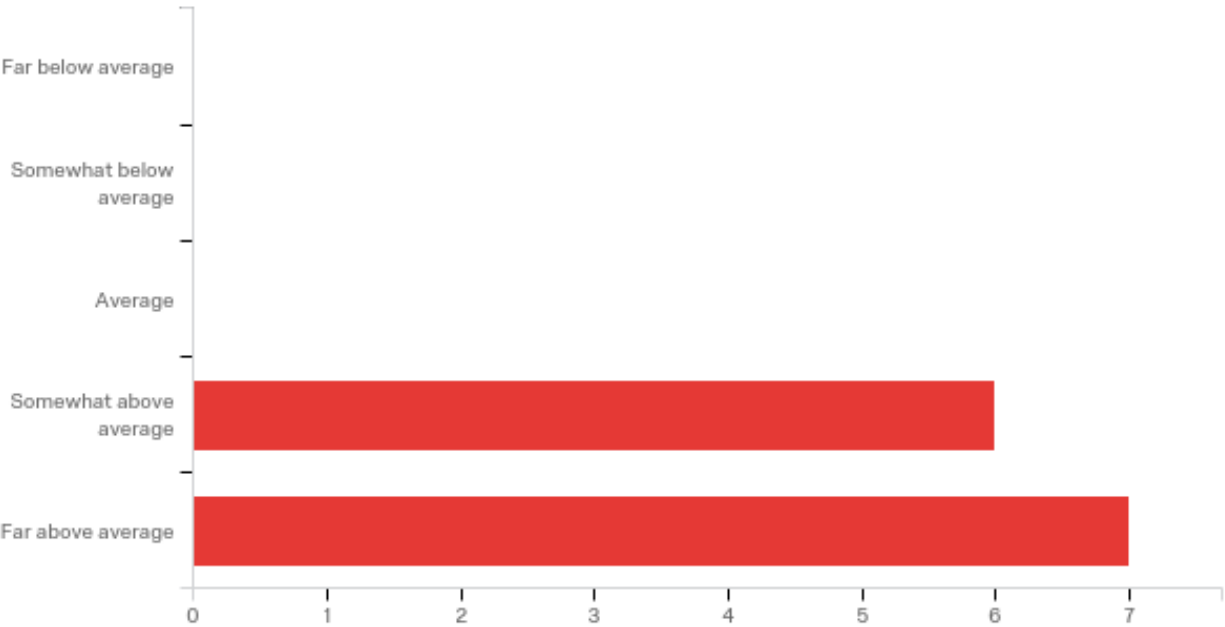
Ability to collaborate with others	0.00%	0	0.00%	0	0.00%	0	30.77%	4	69.23%	9	13
Ability to accept a leadership role	0.00%	0	0.00%	0	7.69%	1	69.23%	9	23.08%	3	13

Q9 - Compared to your professional peers, how well do you feel that your academic training at William & Mary has provided you with the knowledge needed for practice as a professional counselor (M.Ed./Ph.D.) or counselor educator (Ph.D. only)?



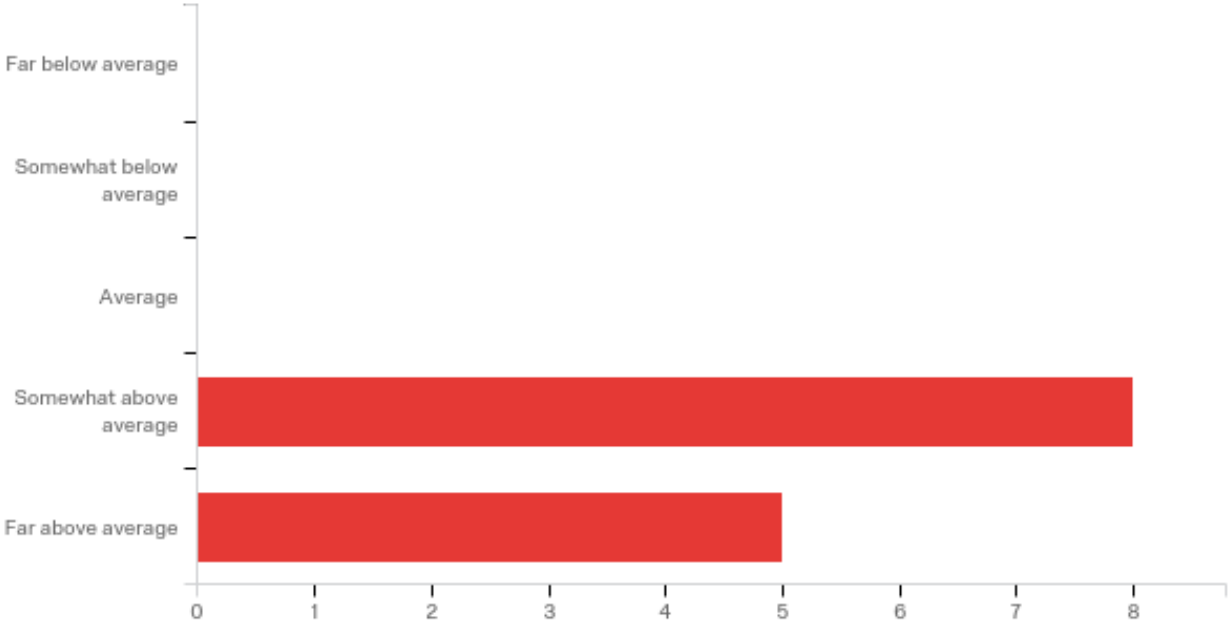
#	Answer	%	Count
1	Far below average	0.00%	0
2	Somewhat below average	0.00%	0
3	Average	7.69%	1
4	Somewhat above average	38.46%	5
5	Far above average	53.85%	7
	Total	100%	13

Q10 - Compared to your professional peers, how well do you feel that your academic training at William & Mary has provided you with the technical/clinical skills needed for practice as a professional counselor (M.Ed./Ph.D.) or counselor educator (Ph.D. only)?



#	Answer	%	Count
1	Far below average	0.00%	0
2	Somewhat below average	0.00%	0
3	Average	0.00%	0
4	Somewhat above average	46.15%	6
5	Far above average	53.85%	7
	Total	100%	13

Q11 - How well do you feel that your academic training at William & Mary has enabled you to anticipate and cope effectively with the often ambiguous and multi-tasking abilities needed for practice as a professional counselor (M.Ed./Ph.D.) or counselor educator (Ph.D. only)?



#	Answer	%	Count
1	Far below average	0.00%	0
2	Somewhat below average	0.00%	0
3	Average	0.00%	0
4	Somewhat above average	61.54%	8
5	Far above average	38.46%	5
	Total	100%	13